



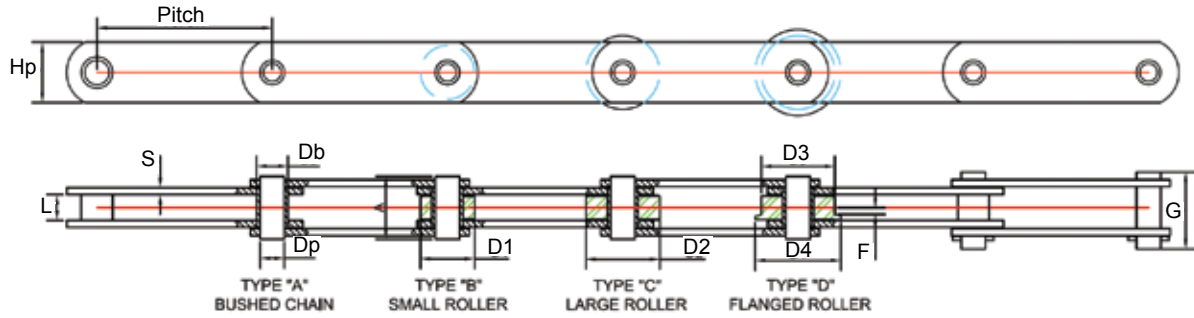
Exceptional Performance, Superior Results




Standard ISO/DIN Metric Chains



STANDARD METRIC CHAINS ISO 1977




Chain	P	L	D1	D2	D3	D4	F	Db	Dp	Hp	S	A	G	Breaking Load	Weight
	mm													kN	kg/m
CM 40/063/P	63	19.00	18.00	36.00	36.00	45.00	4.00, 5.00	12.00, 5.00	8.00, 5.00	25.00	4.00	42.00	46.00	70	2.29
CM 40/080/P	80														2.11
CM 40/100/P	100														1.97
CM 40/125/P	125														1.86
CM 40/160/P	160														1.76
CM 40/200/P	200														1.70
CM 40/250/P	250														1.63
CM 56/063/P	63	24.00	21.00	42.00	42.00	50.00	5.00	15.00	10.00	30.00	4.00	46.00	50.00	100	3.50
CM 56/080/P	80														3.20
CM 56/100/P	100														2.90
CM 56/125/P	125														2.70
CM 56/160/P	160														2.50
CM 56/200/P	200														2.40
CM 56/250/P	250														2.30
CM 80/080/P	80	28.00	25.00	50.00	50.00	65.00	7.00	18.00	12.00	35.00	5.00	55.00	59.00	125	4.51
CM 80/100/P	100														4.13
CM 80/125/P	125														3.83
CM 80/160/P	160														3.57
CM 80/200/P	200														3.38
CM 80/250/P	250														3.32
CM 80/315/P	315														3.20
CM 112/080/P	80	32.00	30.00	60.00	60.00	75.00	7.50	21.00	15.00	40.00	6.00	64.00	68.00	175	6.30
CM 112/100/P	100														5.60
CM 112/125/P	125														5.80
CM 112/160/P	160														5.37
CM 112/200/P	200														4.63
CM 112/250/P	250														4.43
CM 112/315/P	315														4.10
CM 112/400/P	400	3.90													

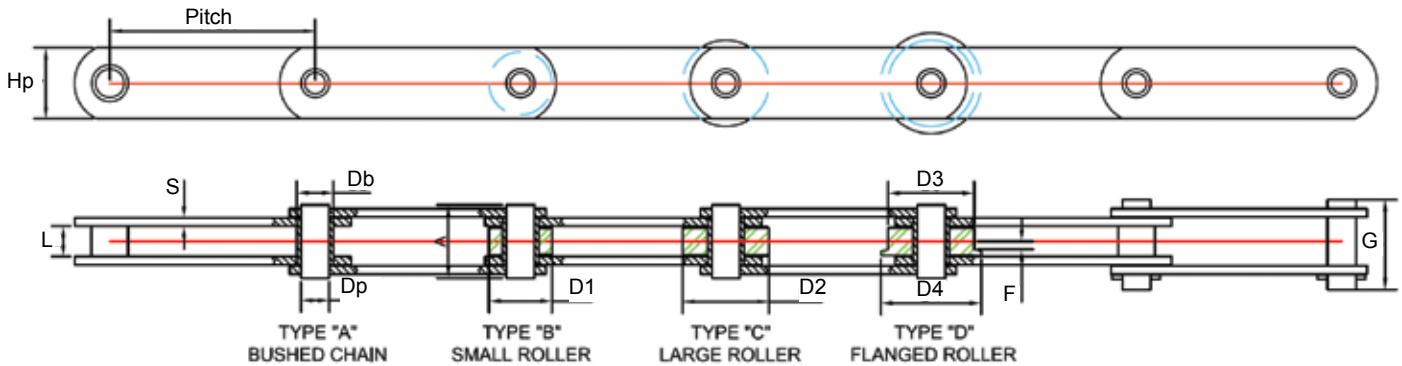


STANDARD METRIC CHAINS ISO 1977

Chain	P	L	D1	D2	D3	D4	F	Db	Dp	Hp	S	A	G	Breaking Load	Weight
	mm													kN	kg/m
CM 160/100/P	100	37.00	36.00	70.00	70.00	90.00	8.50	25.00	18.00	50.00	7.00	73.00	80.00	260	9.80
CM 160/125/P	125														8.50
CM 160/160/P	160														7.80
CM 160/200/P	200														7.30
CM 160/250/P	250														6.90
CM 160/315/P	315														6.57
CM 160/400/P	400														6.30
CM 224/125/P	125	43.00	42.00	85.00	85.00	105.00	10.00	30.00	21.00	60.00	8.00	84.00	90.00	340	12.30
CM 224/160/P	160														11.10
CM 224/200/P	200														10.20
CM 224/250/P	250														9.60
CM 224/315/P	315														8.98
CM 224/400/P	400														8.50
CM 224/500/P	500														8.10
CM 315/160/P	160	48.00	50.00	100.00	100.00	125.00	12.00	36.00	25.00	70.00	10.00	97.00	107.00	520	19.20
CM 315/200/P	200														16.70
CM 315/250/P	250														15.60
CM 315/315/P	315														14.70
CM 315/400/P	400														13.80
CM 315/500/P	500														13.20
CM 450/200/P	200	56.00	60.00	120.00	120.00	150.00	14.00	42.00	30.00	80.00	12.00	114.00	126.00	700	23.90
CM 450/250/P	250														22.12
CM 450/315/P	315														20.65
CM 450/400/P	400														19.45
CM 450/500/P	500														18.56
CM 450/630/P	630														17.83
CM 630/250/P	250	66.00	70.00	140.00	140.00	170.00	16.00	50.00	36.00	100.00	15.00	136.00	150.00	1,050	35.28
CM 630/315/P	315														32.53
CM 630/400/P	400														30.30
CM 630/500/P	500														28.64
CM 630/630/P	630														27.27
CM 630/800/P	800														26.15
M 900/250/P	250	78.00	85.00	170.00	170.00	210.00	18.00	60.00	44.00	120.00	15.00	150.00	165.00	1,250	53.20
M 900/315/P	315														48.20
M 900/400/P	400														44.50
M 900/500/P	500														41.60
M 900/630/P	630														39.20
M 900/800/P	800														37.25




STANDARD METRIC CHAINS DIN 8165




FV Series as DIN 8165

Chain	P	L	D1	D2	D3	D4	F	Db	Dp	Hp	S	A	G	Breaking Load	Weight
														kN	kg/m
mm															
CFV 40/040/P	40	18.00	20.00	32.00	40.00	48.00	4.00, 5.00	15.00	10.00	25.00	3.00	36.00	41.00	40.00	2.59
CFV 40/063/P	63														2.08
CFV 40/100/P	100														1.76
CFV 63/063/P	63	22.00	26.00	40.00	50.00	60.00	5.00, 5.00	18.00	12.00	30.00	4.00	44.00	50.00	70.00	3.46
CFV 63/100/P	100														2.92
CFV 63/125/P	125														2.67
CFV 63/160/P	160														2.45
CFV 90/063/P	63	25.00	30.00	48.00	63.00	78.00	5.00, 5.00	20.00	14.00	35.00	5.00	52.00	58.00	100.00	5.72
CFV 90/100/P	100														4.67
CFV 90/125/P	125														4.35
CFV 90/160/P	160														3.87
CFV 90/200/P	200														3.50
CFV 90/220/P	220														3.45
CFV 112/100/P	100	30.00	32.00	55.00	72.00	90.00	7.00	22.00	16.00	40.00	6.00	62.00	68.00	120.00	6.11
CFV 112/125/P	125														5.85
CFV 112/160/P	160														5.26
CFV 112/200/P	200														5.00
CFV 112/250/P	250														4.72
CFV 140/100/P	100	35.00	36.00	60.00	80.00	100.00	8.00	26.00	18.00	45.00	6.00	67.00	74.00	145.00	7.38
CFV 140/125/P	125														6.78
CFV 140/160/P	160														6.56
CFV 140/200/P	200														5.82
CFV 140/250/P	250														5.48
CFV 140/315/P	315														5.31



STANDARD METRIC CHAINS DIN 8165

Chain	P	L	D1	D2	D3	D4	F	Db	Dp	Hp	S	A	G	Breaking Load	Weight
	mm													kN	kg/m
CFV 180/125/P	125	45.00	42.00	70.00	100.00	125.00	9.00	30.00	20.00	50.00	8.00	86.00	94.00	190.00	10.70
CFV 180/160/P	160														9.72
CFV 180/200/P	200														9.12
CFV 180/250/P	250														8.51
CFV 180/315/P	315														8.20
CFV 180/400/P	400														7.69
CFV 250/125/P	125	55.00	50.00	80.00	125.00	155.00	12.00	36.00	26.00	60.00	8.00	96.00	106.00	275.00	14.30
CFV 250/160/P	160														13.00
CFV 250/200/P	200														11.80
CFV 250/250/P	250														10.80
CFV 250/315/P	315														10.00
CFV 250/400/P	400														9.80
CFV 315/160/P	160	65.00	60.00	90.00	140.00	170.00	14.00	42.00	30.00	70.00	10.00	114.00	125.00	315.00	20.04
CFV 315/200/P	200														18.24
CFV 315/250/P	250														16.79
CFV 315/315/P	315														15.53
CFV 315/400/P	400														14.56
CFV 400/160/P	160	70.00	60.00	100.00	150.00	180.00	14.00	44.00	32.00	70.00	12.00	128.00	140.00	400.00	24.16
CFV 400/200/P	200														21.91
CFV 400/250/P	250														20.17
CFV 400/315/P	315														18.73
CFV 400/400/P	400														17.62
CFV 500/160/P	160	80.00	70.00	110.00	160.00	190.00	18.00	50.00	36.00	80.00	12.00	138.00	150.00	500.00	30.04
CFV 500/200/P	200														27.04
CFV 500/250/P	250														24.65
CFV 500/315/P	315														22.68
CFV 500/400/P	400														21.20
CFV 500/500/P	500														19.98
CFV 630/200/P	200	90.00	80.00	120.00	170.00	200.00	22.00	56.00	42.00	100.00	12.00	148.00	162.00	630.00	36.45
CFV 630/250/P	250														32.93
CFV 630/315/P	315														30.02
CFV 630/400/P	400														27.65
CFV 630/500/P	500														26.09



Exceptional Performance, Superior Results

