


Exceptional Performance, Superior Results




Roller Chains

Telephone: 309-698-9250



COBALT
a CROMANT chain company

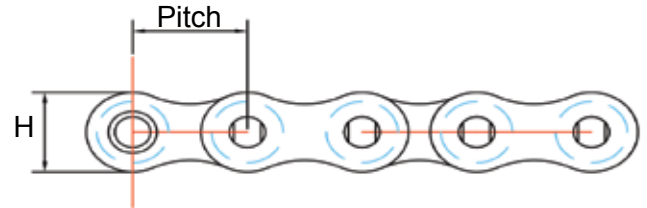
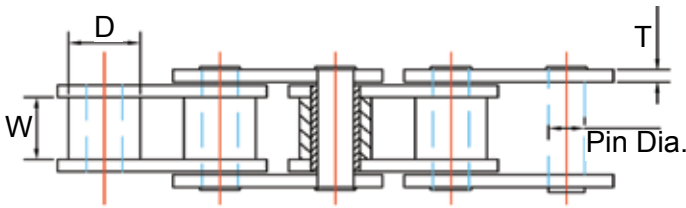


ANSI ROLLER CHAINS

Cobalt Chains premium roller chains are most commonly used for transmission of mechanical power. Our chains are built to ANSI B29.1 standards for dimensional consistency, interchangeability, and correct sprocket engagement. They feature premium solid bushings, ensuring a precision fit between the pin and bushing, therefore providing the longest possible service life. We keep most common sizes on-hand, guaranteeing prompt order fulfillment.



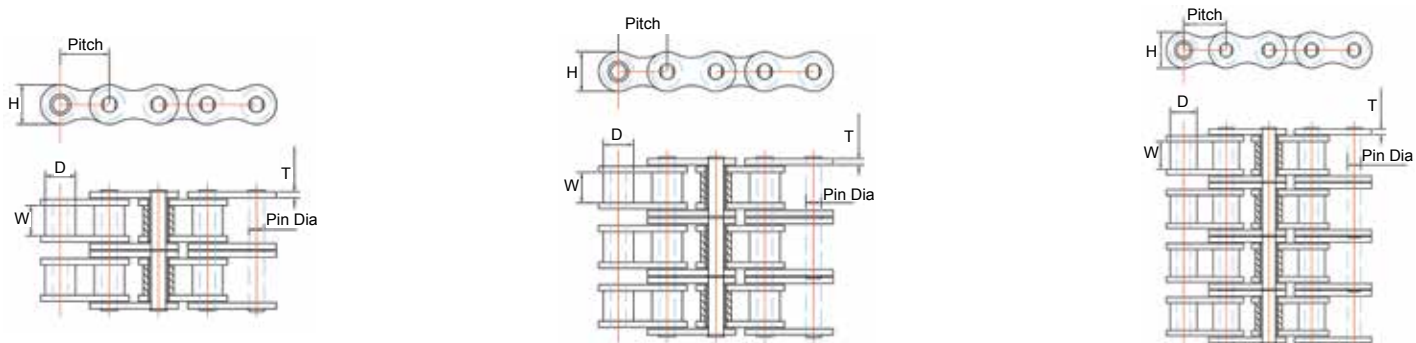
Rubber Top Chain



ANSI ROLLER CHAIN SINGLE STRAND						All measurements in ins.		
Chain	Pitch	Roller		Link Plate		Pin Dia	Average Ultimate Strength	Weight
		W	D	H	T			
		in						
40	0.500	0.31	0.31	0.48	0.06	0.16	3,970	0.42
41	0.500	0.25	0.31	0.39	0.05	0.14	2,760	0.28
50	0.625	0.38	0.40	0.59	0.08	0.20	6,620	0.68
60	0.750	0.50	0.47	0.71	0.09	0.23	9,270	0.97
80	1.000	0.63	0.63	0.95	0.13	0.31	16,540	1.71
100	1.250	0.75	0.75	1.19	0.16	0.38	25,360	2.65
120	1.500	1.00	0.88	1.43	0.19	0.44	32,640	3.79
140	1.750	1.00	1.00	1.66	0.22	0.50	45,210	4.96
160	2.000	1.25	1.13	1.90	0.26	0.56	57,780	6.32
180	2.250	1.41	1.41	2.13	0.28	0.69	80,480	9.04
200	2.500	1.50	1.56	2.38	0.31	0.78	109,150	10.31
240	3.00	1.88	1.88	2.85	0.38	0.94	152,140	16.40




ANSI ROLLER CHAINS



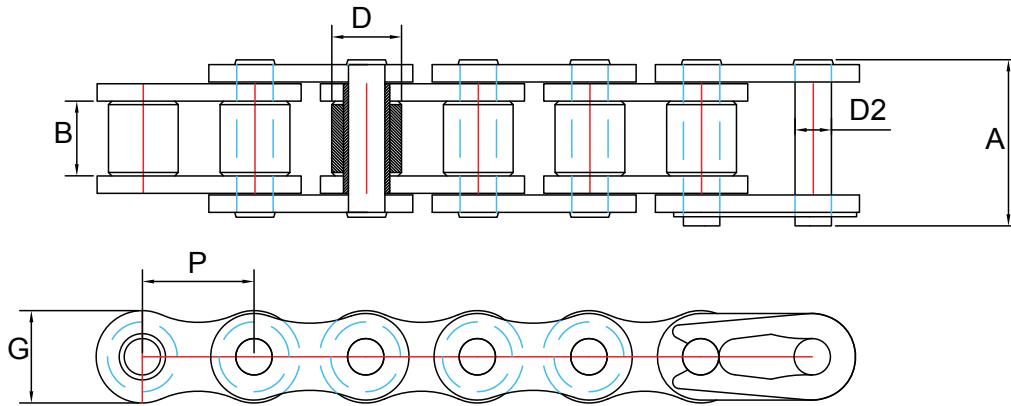
ANSI ROLLER CHAIN MULTIPLE STRAND							All measurements in ins.	
Chain	Pitch	Roller		Link Plate		Pin Dia.	Average Ultimate Strength	Weight
		W	D	H	T			
		in						
40-2	0.500	0.31	0.31	0.48	0.06	0.16	7,500	0.82
40-3	0.500	0.31	0.31	0.48	0.06	0.16	11,250	1.22
40-4	0.500	0.31	0.31	0.48	0.06	0.16	15,000	1.63
50-2	0.625	0.38	0.40	0.59	0.08	0.20	13,230	1.34
50-3	0.625	0.38	0.40	0.59	0.08	0.20	19,850	2.00
50-4	0.625	0.38	0.40	0.59	0.08	0.20	26,460	2.67
60-2	0.750	0.50	0.47	0.71	0.09	0.23	18,530	1.93
60-3	0.750	0.50	0.47	0.71	0.09	0.23	27,790	2.88
60-4	0.750	0.50	0.47	0.71	0.09	0.23	37,050	3.83
80-2	1.000	0.63	0.63	0.95	0.13	0.31	33,080	3.39
80-3	1.000	0.63	0.63	0.95	0.13	0.31	49,620	5.07
80-4	1.000	0.63	0.63	0.95	0.13	0.31	66,150	6.76
100-2	1.250	0.75	0.75	1.19	0.16	0.38	50,720	5.28
100-3	1.250	0.75	0.75	1.19	0.16	0.38	76,080	7.90
100-4	1.250	0.75	0.75	1.19	0.16	0.38	101,430	10.52
120-2	1.500	1.00	0.88	1.43	0.19	0.44	65,270	7.53
120-3	1.500	1.00	0.88	1.43	0.19	0.44	97,910	11.24
120-4	1.500	1.00	0.88	1.43	0.19	0.44	130,540	14.97
140-2	1.750	1.00	1.00	1.66	0.22	0.50	90,410	9.85
140-3	1.750	1.00	1.00	1.66	0.22	0.50	135,610	14.74
160-2	2.000	1.15	1.25	1.90	0.26	0.56	115,550	12.53
160-3	2.000	1.15	1.25	1.90	0.26	0.56	173,320	18.74
180-2	2.250	1.41	1.41	2.13	0.28	0.69	160,960	17.82
200-2	2.500	1.50	1.56	2.38	0.31	0.78	218,300	21.08
200-3	2.500	1.50	1.56	2.38	0.31	0.78	327,450	31.78
240-2	3.000	1.88	1.88	2.85	0.38	0.94	304,280	32.32
240-3	3.000	1.88	1.88	2.85	0.38	0.94	456,420	48.11





BRITISH STANDARD ROLLER CHAINS

Cobalt Chains British Standard chains are commonly used for conveying applications. They are built to International Standards Organization (ISO) metric dimensions for dimensional consistency, interchangeability, and correct sprocket engagement. They feature additional heat treatment to side plates not found in the competition's products. This process effectively doubles the ultimate strength and service life when compared to other chains on the market. We keep most common sizes on-hand, guaranteeing prompt order fulfillment.

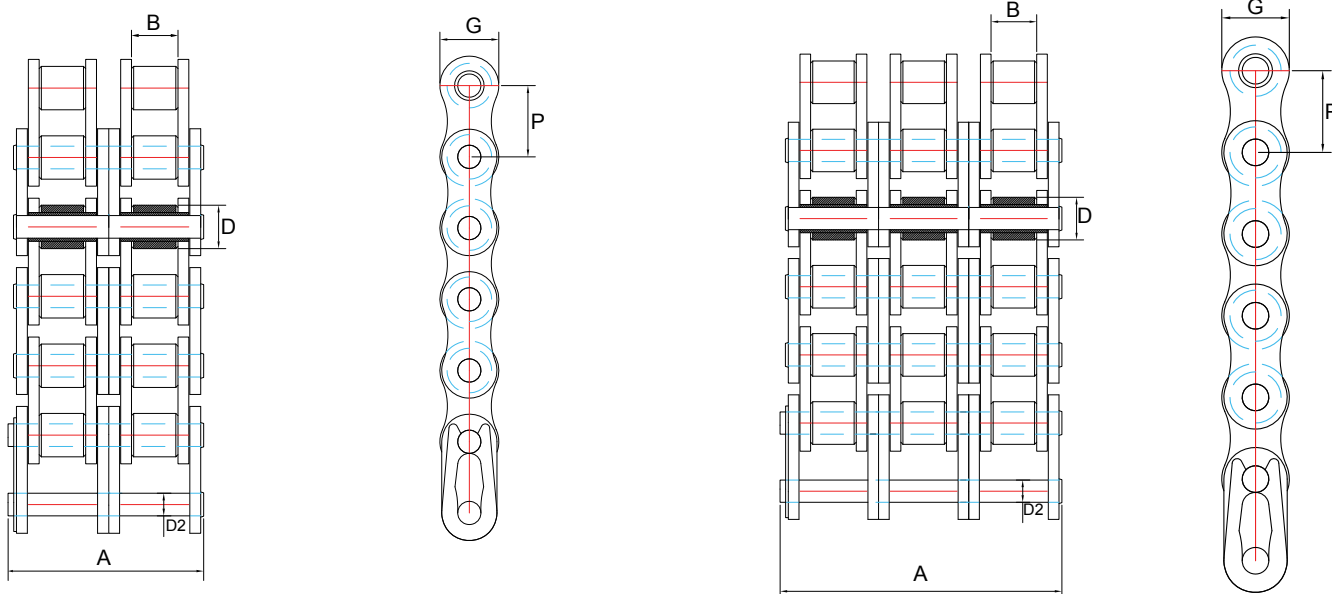


SIMPLEX ROLLER CHAINS *Straight Side Plate

BS/DIN/ISO Chain No. DIN 8187/ISO 606 Standard	Pitch	Total Width	Width between inner plates	Link Height	Roller Diameter	Pin Diameter	Breaking Load	Weight
	P	A	B	G max	D	D2	Din. Min.	
	mm							
04B-1	6.000	10.30	2.80	5.00	4.00	1.85	3,000	0.12
05B-1	8.000	11.70	3.00	7.10	5.00	2.31	5,000	0.18
06B-1*	9.525	16.80	5.72	8.20	6.35	3.28	9,000	0.41
81	12.700	11.70	3.30	9.90	7.75	3.66	8,200	0.28
82	12.700	8.20	2.38	9.90	7.75	3.66	10,000	0.26
83	12.700	14.40	4.88	10.30	7.75	4.09	12,000	0.42
84	12.700	16.00	6.38	9.90	7.77	3.58	6,800	0.38
08B-1	12.700	20.90	7.75	11.80	8.51	4.45	18,000	0.70
10B-1	15.875	23.70	9.65	14.70	10.16	5.08	22,400	0.95
12B-1	19.050	27.30	11.68	16.10	12.07	5.72	29,000	1.25
16B-1	25.400	41.50	17.02	21.00	15.88	8.28	60,000	2.70
20B-1	31.750	49.30	19.56	26.40	19.05	10.19	95,000	3.60
24B-1	38.100	60.00	25.40	33.20	25.40	14.63	160,000	6.70
28B-1	44.450	72.50	30.99	36.70	27.94	15.90	200,000	8.30
32B-1	50.800	75.30	30.99	42.00	29.21	17.81	250,000	10.50




BRITISH STANDARD ROLLER CHAINS

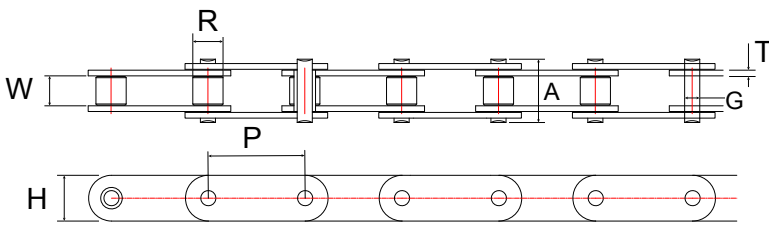


MULTI STRAND ROLLER CHAINS *Straight Side Plate

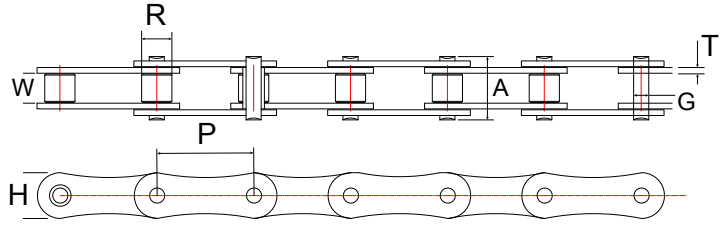
BS/DIN/ISO Chain No. DIN 8187/ISO 606 Standard	Pitch	Traverse Pitch	Total Width	Width between inner plates	Link Height	Roller Diameter	Pin Diameter	Breaking Load	Weight
	P	Ai	A	B	G max	D	D2	Din. Min.	
	mm							N	
06B-2*	9.525	10.24	27.10	5.72	8.20	6.35	3.28	16,900	0.78
06B-3*	9.525	10.24	37.30	5.72	8.20	6.35	3.28	24,900	1.18
08B-2	12.700	13.92	34.90	7.75	11.80	8.51	4.45	32,000	1.35
08B-3	12.700	13.92	48.80	7.75	11.80	8.51	4.45	47,500	2.00
10B-2	15.875	16.59	40.30	9.65	14.70	10.16	5.08	44,500	1.80
10B-3	15.875	16.59	56.90	9.65	14.70	10.16	5.08	66,700	2.80
12B-2	19.050	19.46	46.80	11.68	16.10	12.07	5.72	57,800	2.50
12B-3	19.050	19.46	66.30	11.68	16.10	12.07	5.72	86,700	3.80
16B-2	25.400	31.88	73.40	17.02	21.00	15.88	8.28	106,000	5.40
16B-3	25.400	31.88	105.30	17.02	21.00	15.88	8.28	160,000	8.00
20B-2	31.750	36.45	85.10	19.56	26.40	19.05	10.19	170,000	7.20
20B-3	31.750	36.45	122.21	19.56	26.40	19.05	10.19	250,000	11.00
24B-2	38.100	48.36	107.60	25.40	33.20	25.40	14.63	280,000	13.50
24B-3	38.100	48.36	156.60	25.40	33.20	25.40	14.63	425,000	21.00
28B-2	44.450	59.56	131.40	30.99	37.00	27.94	15.90	360,000	16.60
28B-3	44.450	59.56	191.40	30.99	37.00	27.94	15.90	530,000	25.00
32B-2	50.800	58.55	133.90	30.99	42.20	29.21	17.81	450,000	21.00
32B-3	50.800	58.55	191.90	30.99	42.20	29.21	17.81	670,000	32.00



DOUBLE PITCH ROLLER CHAINS



Conveyor & Carrier Roller Type



Metric Type

Conveyor Type									
Chain	Pitch	Inside Width	Roller Diameter	Sidebar		Pin Diameter	Total Width	Weight	Average Ultimate Strength
	P	W	R	Height	Thickness				
	in								
C2040	1.000	0.31	0.31	0.46	0.06	0.16	0.64	0.34	4,300
C2050	1.250	0.38	0.38	0.59	0.08	0.20	0.81	0.56	7,200
C2060	1.500	0.50	0.50	0.68	0.09	0.23	1.17	0.76	9,270
C2060H	1.500	0.50	0.50	0.68	0.13	0.23	1.17	1.01	10,000
C2080H	2.000	0.63	0.63	0.94	0.16	0.31	1.40	1.67	18,000
C2100H	2.500	0.75	0.75	1.12	0.19	0.38	1.67	2.42	26,200
C2120H	3.000	1.00	1.00	1.38	0.22	0.44	2.02	3.43	37,800
C2160H	4.000	1.25	1.25	1.90	0.28	0.56	2620.00	6.17	62,200

Carrier Roller Type									
Chain	Pitch	Inside Width	Roller Diameter	Sidebar		Pin Diameter	Total Width	Weight	Average Ultimate Strength
	P	W	R	Height	Thickness				
	in								
C2042	1.000	0.31	0.63	0.46	0.06	0.16	0.64	0.58	4,300
C2052	1.250	0.38	0.75	0.59	0.08	0.20	0.81	0.89	7,200
C2062H	1.500	0.50	0.88	0.68	0.13	0.23	1.17	1.46	10,000
C2082H	2.000	0.63	1.13	0.94	0.16	0.31	1.40	2.37	18,000
C2102H	2.500	0.75	1.56	1.12	0.19	0.38	1.67	3.90	26,200
C2122H	3.000	1.00	1.75	1.38	0.22	0.44	2.02	5.43	37,800
C2162H	4.000	1.25	2.25	1.90	0.28	0.56	2.62	9.12	62,200

Metric Type									
Chain	Pitch	Inside Width	Roller Diameter	Sidebar		Pin Diameter	Total Width	Weight	Average Ultimate Strength
	P	W	R	Height	Thickness				
	in								
C208B	1.000	0.31	0.34	0.47	0.13	0.18	0.67	1.10	4,046
C210B	1.250	0.38	0.40	0.58	0.14	0.20	0.77	1.33	5,035
C212B	1.500	0.46	0.48	0.64	0.15	0.23	0.89	1.77	6,519
C216B	2.000	0.67	0.63	0.83	0.33	0.33	1.42	3.86	13,488
C220B	2.500	0.77	0.75	1.04	0.37	0.40	1.70	5.80	21,356
C224B	3.000	1.00	1.00	1.32	0.49	0.58	2.10	9.92	35,969



ROLLER CHAIN 81X

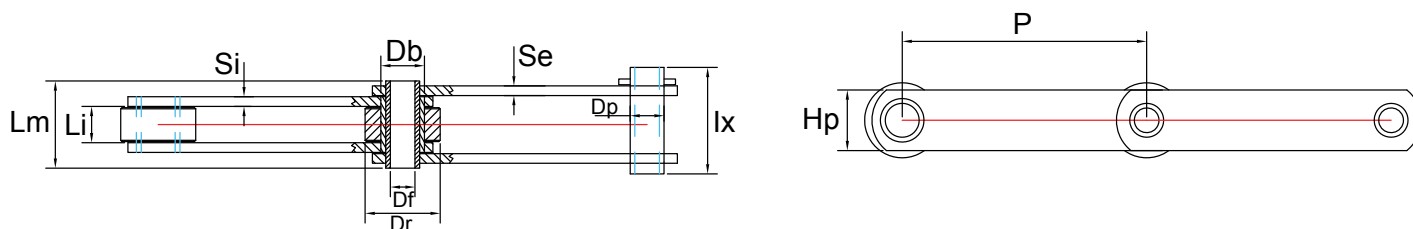


Roller Chain 81X																					
Chain		Pitch		A		E		T1		T2		F		G		D		Minimum Ultimate Strength		Weight	
		in	mm	in	mm	in	mm	in	mm	in	mm	in	mm	in	mm	in	mm	lbs	kg	lbs/ft	kg/mtr
STANDARD	C81X	2.609	66.27	1.69	42.86	1.10	34.93	0.16	4.00	0.16	4.00	1.13	28.58	0.44	11.11	0.91	23.00	25,000	11,350	2.50	0.35
HEAVY DUTY	C81XH	2.609	66.27	2.19	55.56	1.06	44.45	0.31	7.94	0.22	5.56	1.25	31.75	0.44	11.11	0.91	23.00	40,000	18,000	3.50	0.48
EXTRA HEAVY	C81XHD	2.609	66.27	2.50	63.50	1.06	44.45	0.31	7.94	0.31	7.94	1.25	31.75	0.44	11.11	0.91	23.00	42,000	19,000	4.50	0.62

Roller Chain 81X with Integral Rooftop										
Chain		A		B		C				
		in	mm	in	mm	in	mm			
C81X RT		2.609	66.27	1.50	38.10	1.81	46.04	Available in XH and XHH versions with UHMWP or steel caps		

Applications include lumber and transfer conveyors, trimmer saws, stackers, unscramblers.

CANE HARVESTER CHAINS



Cane Harvester Chains														
Chain		Pitch	Ultimate Strength	Li	Dr	Db	Df	Dp	Hp	Si	Se	Lm	Lx	Weight kg/m
HP27/0508/P	mm	50.800	2,700 kg	15.00	31.80	18.00	10.20	14.00	25.00	4.00	4.00	36.00	44.00	4.00
	in	2.000	6,000 lb	0.59	1.25	0.71	0.40	0.55	0.98	0.16	0.16	1.42	1.73	
HP27/0508/R1.5	mm	50.800	2,700 kg	15.00	31.80	18.00	10.20	14.00	25.00	4.00	4.00	36.00	44.00	4.20
	in	2.000	6,000 lb	0.59	1.25	0.71	0.40	0.55	0.98	0.16	0.16	1.42	1.73	
HP55/0635/P	mm	63.500	5,500 kg	19.00	47.60	23.60	13.20	19.00	40.00	5.00	4.00	44.00	51.00	n/s
	in	2.500	12,000 lb	0.75	1.87	0.93	0.52	0.75	1.57	0.20	0.16	1.73	2.01	



Exceptional Performance, Superior Results

